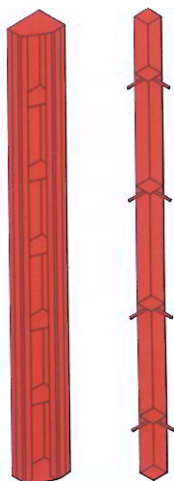


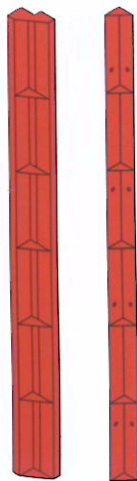
# COFFRAGE DE MURS

## COMPLÉMENTS POUR GAMMES LOURDE ET PHÉNOLIQUE

COIN INTÉRIEUR



COIN EXTÉRIEUR



COMPENSATION  
PROFIL




COMPENSATION  
PANNEAU



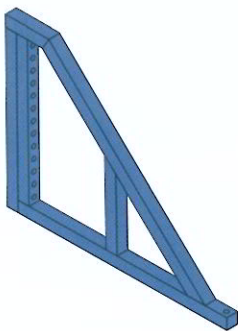
CHARNIÈRE  
INTÉRIEURE



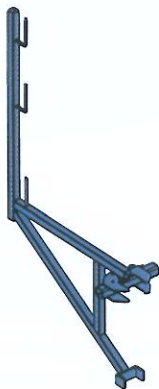
CHARNIÈRE  
EXTÉRIEURE



CADRE DE FERMETURE  
DE COLONNE



CONSOLE DE TRAVAIL




CONSOLE GRIMPANTE



STABILISATEUR



CADRE DE SUPPORT DE 3 M



CADRE DE SUPPORT DE 6 M



COMPLÉMENT  
CADRE DE SUPPORT DE 8 M

